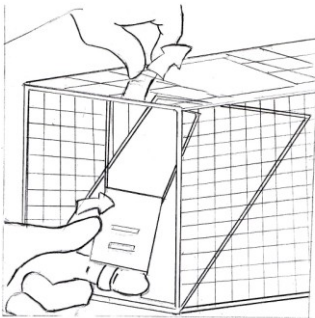



Humane Way models HW24D-HW36D-HW48D Instructions

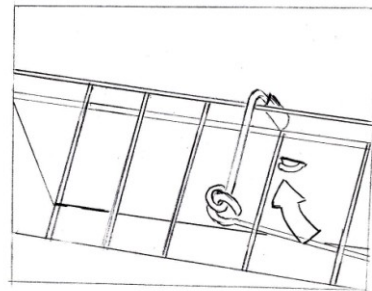
- 1) Lift the lock with your right hand.
- 2) Place the forefinger of your left hand through the loop on the trap door. Then push the lock frame with your thumb and lift the door.
- 3) Set the trap by pulling the metal trigger forward with your right thumb and forefinger until the door is secured by the trigger hook (picture 2).
- 4) Then gently release the door and the trap will be set.
- 5) Trip the trap to make sure it is working properly. Trip trap using a pencil by sticking an end through the side of the trap and pushing down on the end of the trigger pan.



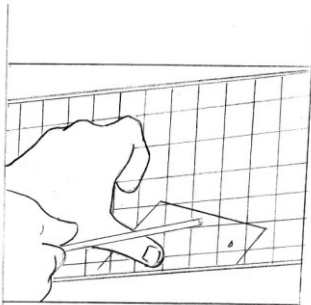
1



2



3



4

WARNING: Exercise extreme caution and always wear heavy gloves and protective clothing when handling a trap containing a captured animal. Never reach through bars. Carry only by handles. Keep away from children.